

Indian Meal Moth or Mediterranean Flour Moth

Description: Indian meal moth adults have a 5/8-inch wing spread. The wings are a burnished copper, almost purple color with a broad gray band near where they attach to the body. The larvae are small caterpillars. They are dirty white pink, brown, or light green and range from 3/8-inch to 3/4 -inch long. The head and first body segment are brown.

Biology: Indian meal moths are one of the most common stored product pests found in homes and food processing institutions, as well as grain storage and processing facilities. The larvae prefer to feed on coarsely ground flour and meal, but also commonly are found feeding on whole grains, dried fruit, nuts, chocolate, beans, crackers, biscuits, birdseed, dehydrated dog food and red peppers. The larvae produce a silk webbing over the surface of the materials upon which they are feeding that is filled with their frass (feces). The damage caused by this insect's feeding is compounded by the presence of this repulsive mat. This insect usually overwinters as larvae. The adult females lay their eggs at night on the larvae food, producing as many as 400 in about 18 days. The larvae move into cracks and crevices in the food material, feeding within or near the silken, frassladen mat they produce. The larvae often move away from infested materials to pupate in crack and crevices. This behavior pattern often allows them to be discovered by the homeowners. There are usually four to six generations per year depending on the food supply and the temperature conditions.

Mandatory Preparations: Plan one hour of time before your scheduled service visit and do the following:


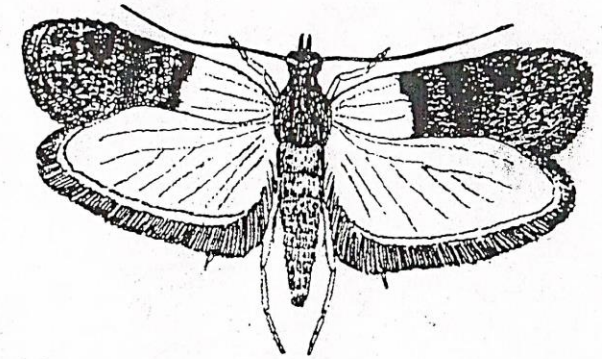
- Start with a large garbage bag, a step stool and a flashlight
- You must be able to see the entire inside of the cabinet. A lot of small boxes fall flat and get pushed to the back.
- Inspect and dispose of everything infested, opened or hasn't been used in 3 months.
- Pay close attention to cardboard boxes and plastic wrap containers. Cans are okay
- We know that it sounds aggressive to throw away food, but most dry food products cost less than \$3.00 or perhaps you don't mind eating bug eggs? Vacuum then wipe with warm water and strong detergent.
- The infested areas are now ready for an insecticide treatment to kill and prevent re-infestation from pests hiding in cracks and crevices. Depending on the species, pheromone (sex lure) glue traps may also be used.

SWAT
PEST CONTROL

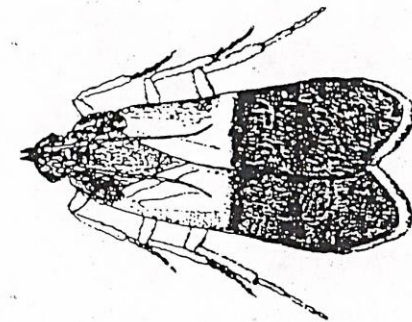
TOTAL PEST CONTROL • ENVIRONMENTALLY SAFE
36½ WEST BUTLER AVE, CHALFONT, PA 18914-3016
215-996-1190 • 1-800-640-0332
Fax: 215-996-1192

SCOTT H. STOKES
OWNER/OPERATOR

WWW.SWATTOTALPESTCONTROL.COM
SwatPestControl@comcast.net



larva



resting position